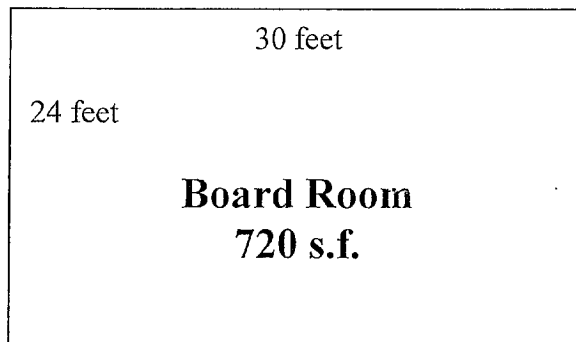

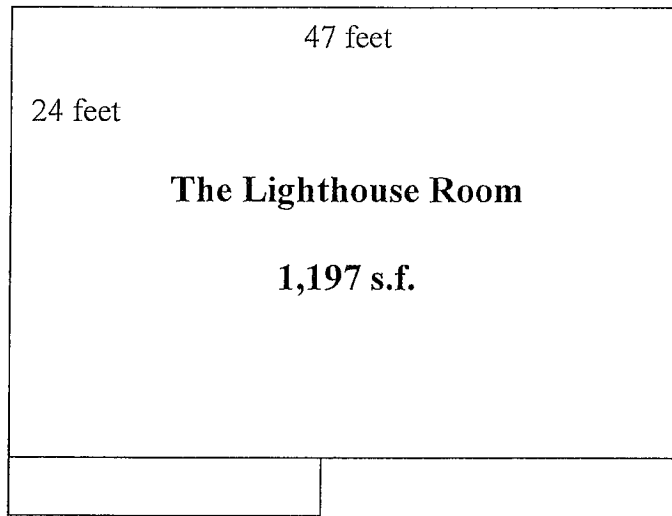


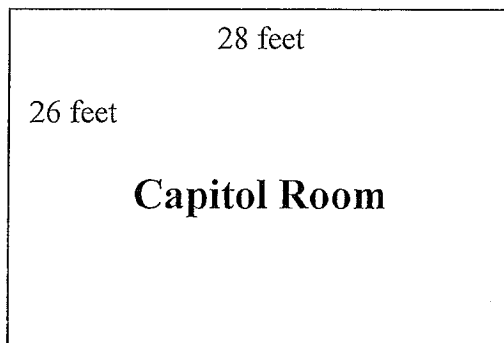
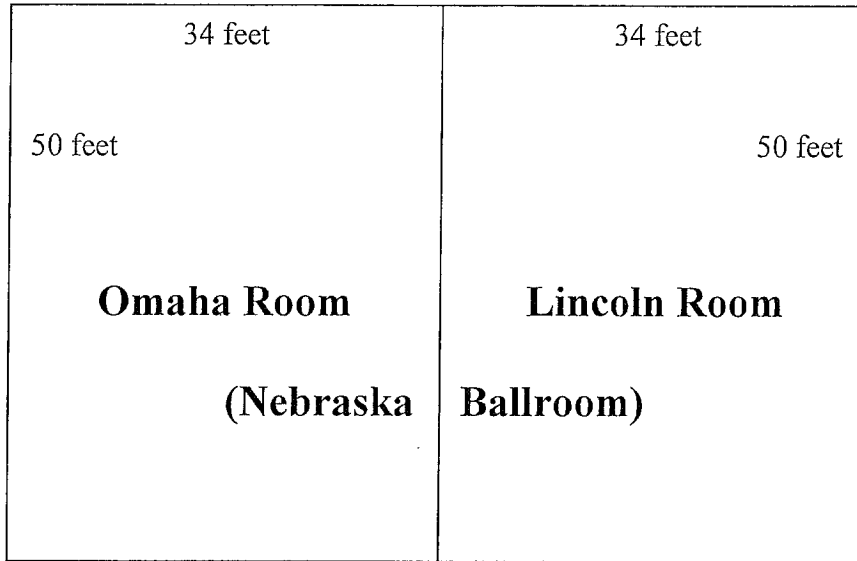
# UPPER LEVEL FUNCTION SPACE DIAGRAM



Room Name	Square Feet	Dimensions	Ceiling Height	Theatre	Classroom	Banquet	U Shape	Conference
<b>Board Room</b>	720	24' x 30'	8'4"	55	25	32	22	25
<b>Lighthouse Room</b>	1,197	47' x 27'	8'4"	128	50	75	30	TDB
<b>Chamber Room</b>	264	24' x 11'	8'4"	0	0	0	0	12

\*Capacity is maximum for the room, not including audio visual or food tables, etc.

## LOWER LEVEL FUNCTION SPACE DIAGRAM



Room Name	Square Feet	Dimensions	Ceiling Height	Theatre	Classroom	Banquet	U Shape
Omaha Room	1,700	50' x 34'	10'4"	125	60	100	36
Lincoln Room	1,700	50' x 34'	10'4"	125	60	100	36
Nebraska Ballroom (Combined)	3,400	50' x 68'	10'4"	250	125	250	-
Capital Room	735	26' x 28'	10'	50	30	50	24

\*Capacity is maximum for the room, not including audio visual or food tables, etc.